



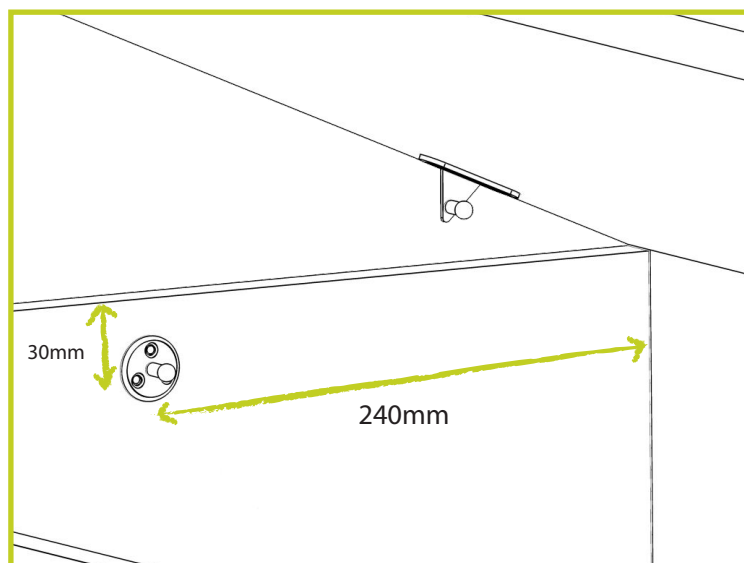
Stool Lid Gas Strut
245mm
80N / 100N / 150N



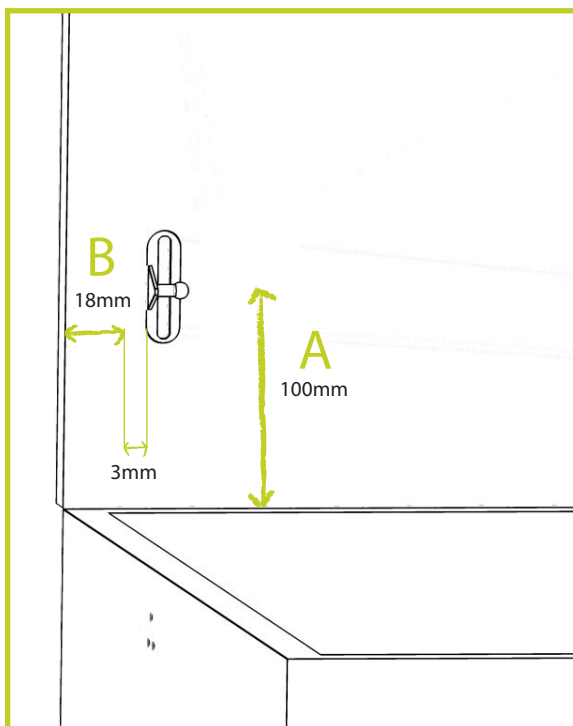
Gas Struts

GST 245-80NA
GST 245-100NA
GST 245-150NA

The inside fixing should be placed 30mm down from the edge and 240mm from the back of the box.

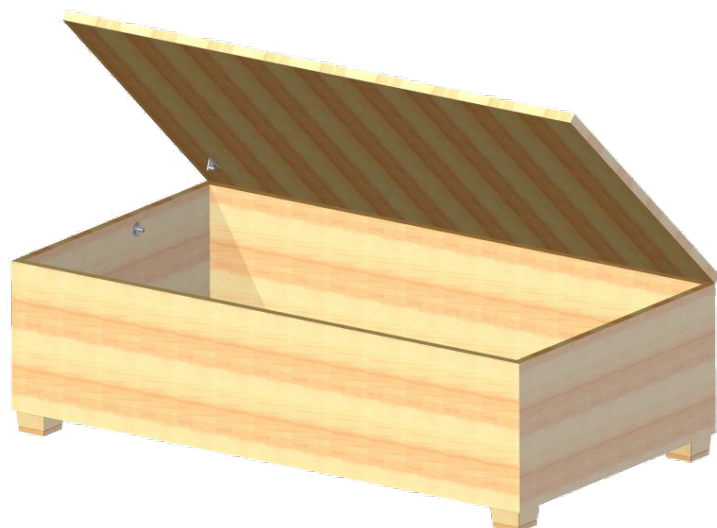
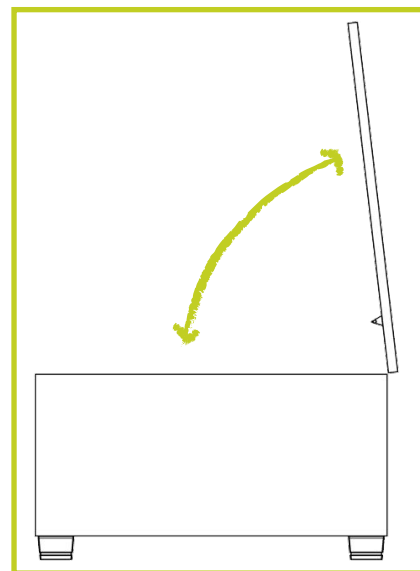


Measurement A:
The fixing on the lid should be placed 100mm away from the hinged edge of the lid.



Measurement B:
The fixing should be placed 3mm from the near side edge (plus wood thickness).
In this example, the wood is 18mm thick, making the total distance from the edge 21mm.

80 degree angle
(approx)



CLOCKWORK COMPONENTS LTD.
T : 01993 775 767 F : 01993 892 313 E: sales@clockworkcomponents.com
www.clockworkcomponents.com

Nov 2017

All images, photos, text and designs are protected by copyright and may be subject to additional Design Right Protection